Data - Box Whisker Plots

Q1

The box plot gives information about the distribution of the weights of bags on a plane.

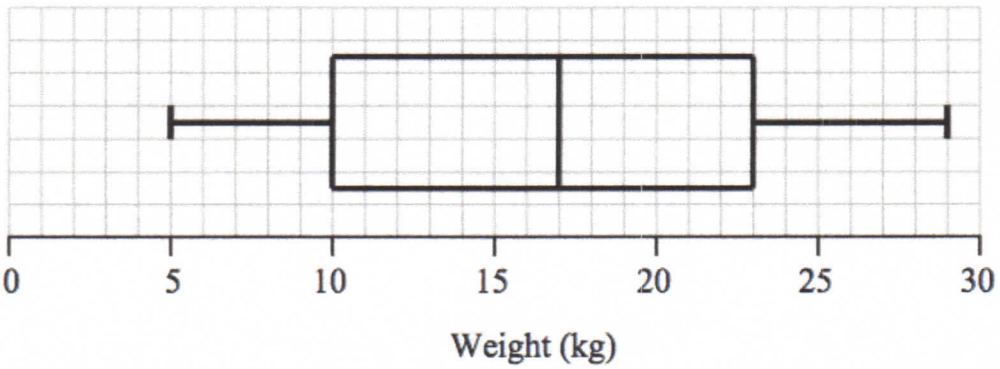

(a) Jean says the heaviest bag weighs 23 kg.

She is **wrong**.
Explain why.

.....

.....

(1)

(b) Write down the median weight.

..... kg
(1)

(c) Work out the interquartile range of the weights.

..... kg
(1)

There are 240 bags on the plane.

(d) Work out the number of bags with a weight of 10 kg or less.

.....
(2)

Data - Box Whisker Plots

Q2

The incomplete box plot and table show some information about some marks.

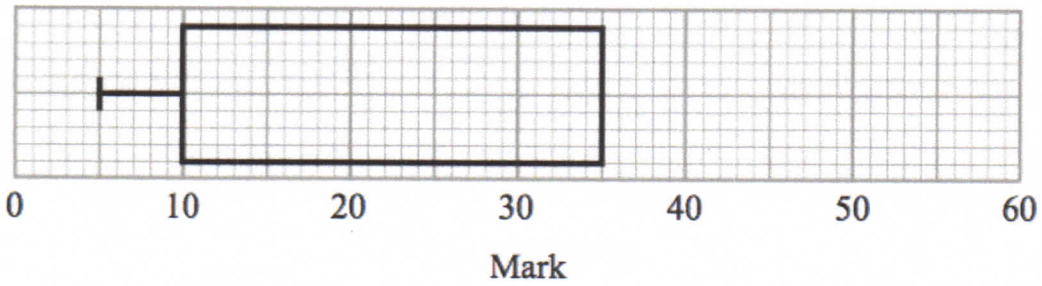

	Mark
Lowest mark	5
Lower quartile	
Median	30
Upper quartile	35
Highest mark	55

(a) Use the information in the table to complete the box plot.

(2)

(b) Use the information in the box plot to complete the table.

(1)

(Total 3 marks)

Data - Box Whisker Plots

Q1

The box plot gives information about the distribution of the weights of bags on a plane.

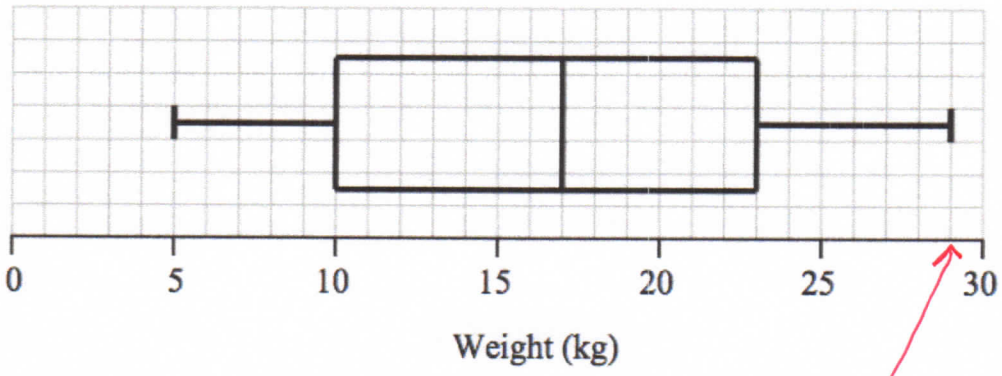

(a) Jean says the heaviest bag weighs 23 kg.

She is **wrong**.
Explain why.

Heaviest bag weighs 29 kg

(1)

(b) Write down the median weight.

17 kg

(1)

(c) Work out the interquartile range of the weights.

IQR = UQ − LQ
= 23 − 10
= 13 kg

13 kg

(1)

There are 240 bags on the plane.

(d) Work out the number of bags with a weight of 10 kg or less.

25% are less than LQ which is 10kg

25% of 240 = 60

60

(2)

Data - Box Whisker Plots

Q2

The incomplete box plot and table show some information about some marks.

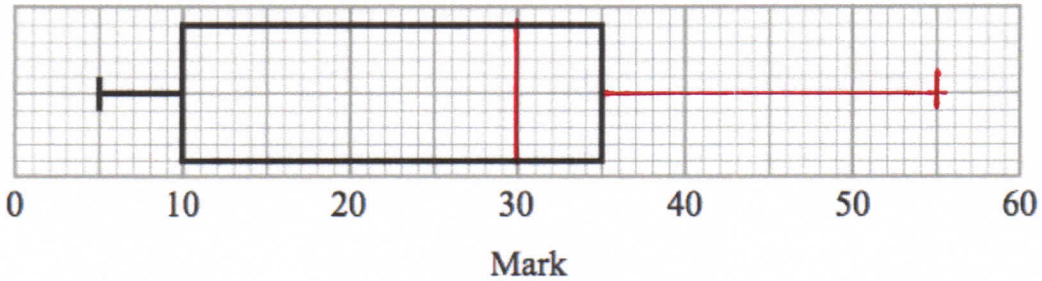

	Mark
Lowest mark	5
Lower quartile	10
Median	30
Upper quartile	35
Highest mark	55

(a) Use the information in the table to complete the box plot.

(2)

(b) Use the information in the box plot to complete the table.

(1)

(Total 3 marks)