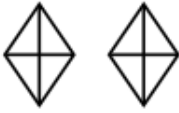




Data - Pictograms

Jason asked some students what their favourite colour was.

The pictogram shows information about the number of students whose favourite colour was red or blue.

Red	
Blue	
Purple	
Yellow	

Key:  represents 4 students

(a) Write down the number of students who said red. (1)

(b) Write down the number of students who said blue.

(1)

12 students said their favourite colour was purple.

5 students said their favourite colour was yellow.


(c) Use this information to complete the pictogram. (2)

Data - Pictograms

Jason asked some students what their favourite colour was.

The pictogram shows information about the number of students whose favourite colour was red or blue.

Red	
Blue	
Purple	
Yellow	

Key:  represents 4 students

- (a) Write down the number of students who said red. (1)

8

- (b) Write down the number of students who said blue.

18

(1)

12 students said their favourite colour was purple.

5 students said their favourite colour was yellow.

- (c) Use this information to complete the pictogram. (2)